


**3.6 Local Dimension: How effectively is the local environment used to support learning in history?**

Here is a sample of the ways in which, as a school, we use the local environment in its different capacities to support and enhance pupils knowledge and understanding of the national context it has.




**Year 2's visit to the Oak House**

The children became time travellers for the day and travelled back to meet two Tudor characters, who lived at Oak House 400 years ago. Each child was given a Tudor costume to wear. Through hands-on activities the children learnt about old toys, games and pastimes, houses and homes long ago. Through out the day the children compared and contrasted 'then and now', 'similarities and differences' between their lives and the lives of the characters they meet and developed an understanding that life was different in the past.


**3.6 Local Dimension: How effectively is the local environment used to support learning in history?**

Continued...

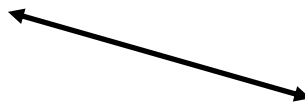


Year 2's topic **planning and work** which concludes with their local trip to RAF Cosford.


WALT/KEY QUESTION	SMSC LINK	NC OBJECTIVE	Whole Class	Independent Activity	Review	Resources and Technical Lan
7.9.15 QK - Whose are these?		I can handle artefacts properly. I can combine sources and information to form an opinion.	Letter arrives - who is it from? When were they around? What are artefacts? What do they tell us? What information can we get from them? Take children outside and locate hidden artefacts within the dig area. What have you found? What information can you gain from these artefacts? When do you think these artefacts were used? What do you think these artefacts were used for? What were they made out of?	Handle artefacts appropriately and record information obtained from the artefacts. What have you found out? What do you think it was used for? What was it made from? Questions you would ask the owner to find out more information?	Review questions and suggestions children have created after looking at the artefacts. Any ideas linked to the questions?	Artefacts Metal detectors Picture of artefacts for children!
14.9.15 QK - What was the Battle of Britain?	Moral	I can identify and describe changes in specific periods in history. I can use dates and vocab relating to the passing of time.	<b>Take photographic evidence</b> Play music from era in 1940 as children enter the classroom. Change the music to the air raid siren. How did you feel when the siren was going off? This sound was very important during the 1940's as this sound was a sign of the Battle of Britain. What is a battle? What would a battle of Britain be? Mind map with children their ideas. Discuss when the battle took place. Why did it start?	Timeline of the Battle of Britain - key events throughout the battle.	What do the children think was the turning point in the battle?	
21.9.15 QK - Who was Winston Churchill?	Cultural	I can read a portrait by looking for clues in a portrait. I can place events, people and changes into the correct periods of time.	What is a prime minister? Do you know the names of previous prime ministers? Discuss role of a prime minister - mind map children's ideas for what they think the role involves. Would you like to be a prime minister? Discuss positives and negatives. What was Winston Churchill like as a prime minister? How did Winston Churchill effect the Battle of Britain... discuss the role and	Write what they have found out about Churchill using a stimulus (picture) mind mapping around. More able children do the same for Hitler and then move on to comparing the two.	Who do you think was the better leader? Why? Discussion	



Source work




Geography links




**3.6 Local Dimension: How effectively is the local environment used to support learning in history?**

Continued...




**Year 2 and Year 3's visit to the RAF Cosford**

Children from years 2 and 3, as part of their topic, went to RAF Cosford, taking part in workshops focusing on extending their chronological knowledge of the Blitz and the turning point that was the Battle of Britain in 1940. They examined the daily life of an ARP warden, used a range of sources and museum artefacts to develop their depth of knowledge and inspire curiosity.



**3.6 Local Dimension: How effectively is the local environment used to support learning in history?**

Continued...



An opportunity for year 1 to visit Warwick Castle to conclude their topic about castles and their structure.

**All Saints CofE Primary**  
Voluntary Aided Church of England School  
Wilford Road, West Bromwich, West Midlands B71 1QN

Head Teacher: Mrs. J. Beech Tel: 0121 567 0033

Email: [headteacher@allsaints-sch.co.uk](mailto:headteacher@allsaints-sch.co.uk) Online : [www.allsaints-sch.co.uk](http://www.allsaints-sch.co.uk)  
Enquiries: [office@allsaints-sch.co.uk](mailto:office@allsaints-sch.co.uk)

Thursday 25<sup>th</sup> February 2016

Dear Parents,

We have been offered the opportunity to visit Warwick Castle on Tuesday 15<sup>th</sup> March. The day will help to conclude the Year 1 topic about castles and their structure. The day will include a tour of the castle and a workshop when they will get to make their own shield.

All the children will take part in a tour of the castle be a castle guide and have the opportunity to witness some of the shows that take place daily at the castle. In addition we have also been able to book our children into a workshop where they will be told a story by a castle actor and then given the opportunity to make their own shield. **The children do not return to school until 4.15pm.**

The cost of the day will be £18 this covers all the activities during the day and transport cost for the day. Please send the completed slip into school along with payment in a sealed envelope with your child's name on by Tuesday 8<sup>th</sup> March.

We really hope that this will be an enjoyable day and a great way to complete our learning about this topic. Thank you for your continued help and support.

Yours sincerely  
Year 1 staff

---

Child's name \_\_\_\_\_

I do/do not wish my child to take part in the Year 1 Warwick Castle.  
I understand that the coach does not return to school until 4.15pm.

I enclose \_\_\_\_\_ payment for this trip.

**Packed lunch sandwich choice:**

Ham  Cheese  Tuna

\*\*\* I DO NOT require a packed lunch

Signed \_\_\_\_\_ Date \_\_\_\_\_

